



The entitlement to and use of sickness benefits by persons residing in a Member State other than the competent Member State

Report on S1 portable documents

Reference year 2015

Jozef Pacolet & Frederic De Wispelaere - HIVA-KU Leuven

October 2016



IRIS | international research institute
on social fraud



EUROPEAN COMMISSION

Directorate-General for Employment, Social Affairs and Inclusion
Unit D/2

*European Commission
B-1049 Brussels*

The entitlement to and use of sickness benefits by persons residing in a Member State other than the competent Member State

Report on S1 portable documents

Reference year 2015

Network Statistics FMSSFE

This report has been prepared in the framework of Contract No VC/2013/0301 'Network of Experts on intra-EU mobility – social security coordination and free movement of workers / Lot 2: Statistics and compilation of national data'. This contract was awarded to Network Statistics FMSSFE, an independent research network composed of expert teams from HIVA (KU Leuven), Milieu Ltd, IRIS (UGent), Szeged University and Eftheia bvba. Network Statistics FMSSFE is coordinated by HIVA.

Authors:

Prof dr Jozef Pacolet, Head of the 'Welfare State' research group, HIVA Research Institute for Work and Society, University of Leuven (KU Leuven).

Frederic De Wispelaere, Senior research associate, HIVA Research Institute for Work and Society, University of Leuven (KU Leuven).

Peer reviewers:

Prof dr József Hajdú, Head of the Department of Labour Law and Social Security, Szeged University.

Dr Gabriella Berki, Assistant Professor at the Department of Labour Law and Social Security, Szeged University.

***Europe Direct is a service to help you find answers
to your questions about the European Union.***

Freephone number (*):

00 800 6 7 8 9 10 11

(*) The information given is free, as are most calls (though some operators, phone boxes or hotels may charge you).

LEGAL NOTICE

This document has been prepared for the European Commission however it reflects the views only of the authors, and the Commission cannot be held responsible for any use which may be made of the information contained therein.

More information on the European Union is available on the Internet (<http://www.europa.eu>).

ISBN: 978-92-79-69750-0

doi: 10.2767/913549

Catalogue number: KE-04-17-579-EN-N

© European Union, 2016

Reproduction is authorised provided the source is acknowledged.

Table of Contents

List of Tables	6
List of Figures	7
Summary of the main findings.....	8
1. Introduction	9
2. The number of S1 portable documents issued and received	12
2.1. General overview	12
2.1.1. Absolute figures	12
2.1.2. As a share in the total number of insured persons.....	14
2.2. By status	15
2.3. Insured persons of working age and their family members living in a Member State other than the competent Member State.....	17
2.4. Pensioners and their family members living in a Member State other than the competent Member State	20
3. Cross-border healthcare spending on the basis of PD S1 or the equivalent E forms 23	
3.1. Sickness benefits in kind	23
3.1.1. Absolute figures	23
3.1.2. As a share in total sickness benefits in kind.....	25
3.2. Sickness benefits in cash.....	26
Annex I PD S1 Questionnaire	28
Annex II Cross-tables	36
Annex III Portable Document S1.....	38

LIST OF TABLES

Table 1	Number of PDs S1 issued and received, <i>flow and stock</i> , 2015	13
Table 2	Total number of PDs S1 <i>issued and received, as share of total number of insured persons</i> , stock (still in circulation), 2015	15
Table 3	Total number of PDs S1 <i>issued, by status</i> , stock (still in circulation), 2015	16
Table 4	Total number of PDs S1 <i>received, by status</i> , stock (still in circulation), 2015	17
Table 5	Total number of PDs S1 <i>issued and received, insured persons of working age and their family members</i> , stock (still in circulation), 2015	18
Table 6	Main receiving and issuing Member State of reporting Member State, <i>insured persons of working age</i> , stock (still in circulation), 2015	19
Table 7	Main flows between the competent Member State and the Member State of residence, <i>insured persons of working age</i> , stock (still in circulation), 2015	20
Table 8	Total number of PDs S1 <i>issued and received, pensioners (+ pension claimant) and their family members</i> , stock (still in circulation), 2015	21
Table 9	Main receiving and issuing Member State of reporting Member State, <i>pensioners</i> , stock (still in circulation), 2015	22
Table 10	Main flows between the competent Member State and the Member State of residence, <i>pensioners</i> , stock (still in circulation), 2015	22
Table 11	Cross-border sickness benefits <i>in kind</i> for persons living in a Member State other than the competent Member State, <i>creditor</i> , 2015	24
Table 12	Cross-border sickness benefits <i>in kind</i> for persons living in a Member State other than the competent Member State, <i>debtor</i> , 2015	25
Table 13	Healthcare spending related to the export of sickness benefits <i>in cash</i> for persons living in a Member State other than the competent Member State, 2015	27

LIST OF FIGURES

Figure 1	<i>Net balance</i> between the total number of PDs S1 issued and received, stock, 2015	14
Figure 2	Healthcare spending related to the reimbursed of sickness benefits <i>in kind</i> for persons living in a Member State other than the competent Member State compared to total healthcare spending in kind, 2015	26

SUMMARY OF THE MAIN FINDINGS

Insured persons and their family members residing in a Member State other than the Member State in which they are insured (i.e. the competent Member State) are entitled to sickness benefits in kind provided for under the legislation of the Member State of residence. The healthcare provided in the Member State of residence will be reimbursed by the Member State of insurance in accordance to the rates of the Member State of residence. Furthermore, this group is entitled to cash benefits provided by the competent Member State (i.e. export of sickness benefits in cash).

Their right to sickness benefits in kind and in cash in the Member State of residence is certified by Portable Document S1 (PD S1), a certificate of entitlement to healthcare if the person does not live in the country where he/she is insured. This form is issued by the competent Member State and allows the person to register for healthcare in the Member State of residence when insured in a different one. The form is issued mainly to cross-border workers (and their family members) and mobile pensioners (and their family members).

Approximately 1.4 million persons reside in a Member State other than the competent Member State, and are registered for healthcare in their Member State of residence by means of a PD S1. This implies that on average 0.3% of the insured persons reside in a Member State other than the competent Member State. More than a fifth of the persons insured in Luxembourg reside in another Member State. Moreover, only for Belgium, Austria, the Netherlands and Liechtenstein more than 1% of their insured persons reside in another Member State. Furthermore, some 0.4% of the persons insured in Germany reside in another Member State. Only the persons with a valid PD S1 who reside in Belgium and Cyprus represent more than 2% of the total number of persons insured in both Member States. The number of persons with a valid PD S1 who reside in Spain represents only 0.3% of the total number of persons insured in Spain.

Roughly 0.8 million persons of working age reside in a Member State other than the competent Member State, and are registered for healthcare in their Member State of residence by means of a PD S1. More than 180,000 persons of working age are insured in Luxembourg but reside in another Member State. About 80% of the PDs S1 for persons of working age and their family members were issued by Luxembourg, Germany, the Netherlands, Belgium and Austria. This reflects the high number of incoming cross-border workers employed in these Member States. 80% of the persons of working age with a PD S1 reside in a neighbouring Member State. Furthermore, most of the persons of working age with a valid PD S1 reside in France, Belgium, Germany and Poland.

Roughly 370,000 pensioners reside in a Member State other than the competent Member State, and are registered for healthcare in their Member State of residence by means of a PD S1. In addition, roughly 50,000 family members of this group of pensioners have a valid PD S1. Almost 145,000 pensioners and their family members insured in the United Kingdom reside in another Member State. Furthermore, 157,000 pensioners and their family members reside in Spain but are insured in another Member State.

Average healthcare spending related to the reimbursement of sickness benefits in kind for persons residing in a Member State other than the competent Member State is limited to 0.3% of total healthcare spending in kind. Also, some of the Member States report that they do not have sickness benefits in cash. Belgium has exported 1.3% of total payments for primary incapacity for work to persons residing abroad and Austria has exported 3.9% of total payments for paid sick leave.

1. INTRODUCTION

Insured persons and their family members residing in a Member State other than the Member State in which they are insured (i.e. competent Member State) are entitled to healthcare (i.e. sickness benefits in kind) provided for under the legislation of the Member State of residence.¹ Applying the Coordination Regulations,² healthcare provided in the Member State of residence will be reimbursed by the competent Member State in accordance with the rates of the Member State of residence.³ Furthermore, insured persons and their family members residing in a Member State other than the competent Member State will be entitled to cash benefits provided by the competent Member State (i.e. the export of sickness benefits in cash).⁴

Their right to sickness benefits in kind and in cash in the Member State of residence is certified by Portable Document S1 (PD S1) 'Registering for healthcare cover' (see also *Annex III*). This form is issued by the competent Member State at the request of the insured person or the Member State of residence and allows to register for healthcare in the Member State of residence when insured in a different one.⁵

The form is issued mainly to cross-border workers⁶ (and their family members) and mobile pensioners (and their family members). Insured persons, their family members and frontier workers⁷ have a right of choice to receive sickness benefits in kind in the Member State of residence or in the competent Member State meaning that they can access both healthcare systems.⁸ This right of choice is also applicable to the family members of the frontier workers, unless the competent Member State is listed in Annex III of Regulation (EC) No 883/2004^{9,10} This implies that healthcare spending for these persons holding a valid PD S1 is broader than only the reimbursement of healthcare provided abroad.

A PD S1 can also be issued to pensioners (and their family members) who move to or live in a Member State other than the competent Member State. Generally, only in cases where the pensioner has never worked in the Member State of residence (i.e. is not entitled to a pension) a PD S1 will be issued. Therefore, for three groups of pensioners a PD S1 will be required:

- retired cross-border workers who never worked in their Member State of residence;
- retired EU mobile workers¹¹ who return to their Member State of origin but never worked in this Member State;
- pensioners who migrate to another Member State when retired.

¹ Article 17 of Regulation (EC) No 883/2004.

² Regulation (EC) No 883/2004 of the European Parliament and of the Council of 29 April 2004 on the coordination of social security systems (OJ L 166 of 30 April 2004) and Regulation (EC) No 987/2009 of the European Parliament and of the Council of 16 September 2009 laying down the procedure for implementing Regulation (EC) No 883/2004 on the coordination of social security systems (OJ L 284 of 30 October 2009).

³ Article 35 (1) of Regulation (EC) No 883/2004.

⁴ Article 21 (1) of Regulation (EC) No 883/2004.

⁵ Article 24 (1) of Regulation (EC) No 987/2009.

⁶ Cross-border workers are persons who work in one EU Member State but live in another.

⁷ Frontier worker means any person pursuing an activity as an employed or self-employed person in a Member State and who resides in another Member State to which he returns as a rule daily or at least once a week (Article 1 (f) of Regulation (EC) No 883/2004).

⁸ Article 18 (1) of Regulation (EC) No 883/2004.

⁹ Article 18 (2) of Regulation (EC) No 883/2004.

¹⁰ Restrictions appear for DK, ES, IE, NL, FI, SE and UK.

¹¹ EU mobile worker means a person who moves his/her residence to a country of which he or she is not a citizen.

This implies that retired cross-border workers and returning EU mobile workers¹² who have worked in their Member State of residence do not need such form, as the Member State of residence will also be the competent Member State. Thus, the group of pensioners with a PD S1 is only a part of the total group of cross-border pensioners. Moreover, healthcare spending for pensioners and their family members with a valid PD S1 does not only include the reimbursement of healthcare provided abroad, as these persons are also entitled to healthcare benefits in kind in the competent Member State if this Member State is listed in Annex IV of Regulation (EC) No 883/2004^{13, 14}.

On several occasions this report refers to the official administrative documents in use for the coordination of social security systems. Three sets are in use: the original set of 'E-forms', a limited number of new documents issued to the insured persons involved called Portable Documents (including the European Health Insurance Card) and finally the Structured Electronic Documents (SEDs), which in the future will be used for the electronic exchange of information between the involved administrations. Portable Document S1 covers several categories of insured persons who reside in a Member State other than the competent Member State (insured person, pensioner, pension claimant, family member of insured person, family member of pensioner). This is in contrast with the several E forms in place: form E106 (different categories of insured persons), form E109 (family member of insured person), form E120 (pension claimants and members of their family) and form E121 (pensioner and family member of pensioner). By counting these forms, insight can be gained into the number of persons residing in a Member State other than the competent Member State. However, this is an underestimation as also alternative procedures exist.

Several alternative procedures exist next to the PD S1 / E form route. For instance, between the Nordic countries (Denmark, Finland, Sweden, Norway and Iceland) no PDs S1 are exchanged. Ireland and the UK have a bilateral arrangement that does not require the exchange of PD S1 or E forms. Reimbursement between both Member States is carried out on the basis of data obtained in surveys related to the residence of pensioners and workers. Malta has had a bilateral agreement with the UK since 1975 which covers healthcare costs incurred by ordinary residents of these countries. This agreement covers all healthcare needs sought in public hospitals and clinics by the respective ordinary residents. In France, the CPAM (*primary sickness insurance fund*) of Hainaut has several Franco-Belgian agreements on health: the Transcards and SI/Réa (intensive care and resuscitation) agreements and the ZOAST (cross-border care access zones) agreements. Luxembourg and Belgium have had a bilateral agreement in place which covers frontier workers since June 1995. Form BL1 instead of PD S1/form E106 is used. Finally, Denmark has a waiver agreement with a number of countries, including Ireland, Portugal and the UK, and for certain groups in relations with Greece.

This report presents data on the number of persons entitled to sickness benefits in kind and in cash, who reside in a Member State other than the competent Member State, and are registered for healthcare in their Member State of residence by means of a PD S1 or the equivalent E forms.¹⁵ It first presents overall figures on the number of PDs S1 issued and received between 1 January and 31 December 2015 (*annual flow*) as well as on the total number of PDs S1 issued/received which are still valid on

¹² Returning EU mobile workers are persons returning to their country of citizenship after having been an EU mobile worker in another country.

¹³ Article 27 (2) of Regulation (EC) No 883/2004.

¹⁴ Member States listed in Annex IV of Regulation (EC) No 883/2004 are: BE, BG, CZ, DE, EL, ES, FR, CY, LU, HU, NL, AT, PL, SI and SE.

¹⁵ See *Annex I* for the content of the PD S1 Questionnaire.

The entitlement to and use of sickness benefits by persons residing in a Member State other than the competent Member State

31 December 2015 (*stock*). Afterwards, more detailed data are provided for both insured persons of working age and pensioners. Finally, figures are presented on the reimbursement of sickness benefits in kind and in cash provided to persons with a PD S1.

All Member States except Germany and Cyprus have provided data on the number of insured persons residing in a Member State other than the competent Member State. The fact that most reporting Member States have also provided a breakdown by status from both a sending and receiving perspective and for both the annual flow and stock of the number of documents results in a comprehensive dataset. However, only a limited number of Member States were able to provide figures on cross-border spending on the basis of a PD S1.

The technique of data imputation was applied, which is a procedure used to estimate and replace missing or inconsistent data in order to provide a complete data set. Data from an issuing perspective by receiving Member State was completed with data from a receiving perspective by issuing Member State and *vice versa*, as both perspectives were asked for. For instance, data for Germany as the sending Member State was imputed on the basis of the number of forms received by the receiving Member States from Germany. This technique was very useful to estimate the total number of insured persons residing in a Member State other than the competent Member State and to gain insight into the share of all Member States.

2. THE NUMBER OF S1 PORTABLE DOCUMENTS ISSUED AND RECEIVED

2.1. General overview

The sum of the number of PDs S1 and E forms issued and received by the reporting Member States is reported. A breakdown per type of form is not included in the report as this is not relevant for the reader.

2.1.1. Absolute figures

Approximately 1.4 million persons reside in a Member State other than the competent Member State, and are registered for healthcare in their Member State of residence by means of a PD S1 or the equivalent E forms (*Table 1 and Annex II – Tables A2.1 and A2.2*). The main issuing Member States are Germany, Luxembourg, the Netherlands, Belgium and the United Kingdom. For instance, Germany issued more than 300,000 PDs S1 to persons who reside in a Member State other than Germany. Moreover, 3 in 4 PDs S1 were issued by these five issuing Member States. Most of the persons with a valid PD S1 reside in France, Belgium, Germany, Spain and Poland. For instance, France has received some 267,000 PDs S1 for persons insured in another Member State.

The annual flow of PDs S1 shows that especially Luxembourg and the Netherlands issued a very high number of PDs S1 in 2015. Moreover, the Slovak Republic and Poland received most of the PDs S1 issued in 2015. The flow of insured persons insured in a Member State other than the Slovak Republic (85,256) is even higher than the stock of persons at the end of 2015. This illustrates that some persons are insured in another Member State only for a short period. Presumably, most of them are seasonal workers or perhaps even posted workers¹⁶.

The relationship between the annual flow of forms and the stock of forms also differs among insured persons of working age and pensioners. 1 PD S1 issued in 2015 (*annual flow*) stands for only 1.24 forms issued and still valid (*stock*) for insured persons of working age. For pensioners 1 PD S1 issued in 2015 stands for 6.9 forms issued and still valid. This shows that the stock of PDs S1 issued to pensioners is the sum of the forms issued over a long period of time while the stock of PDs S1 issued to insured persons of working age is very volatile.

¹⁶ A posted worker is an employee who is sent by his employer to carry out a service in another EU Member State on a temporary basis. A distinction has to be made between, on the one hand, postings which do not exceed 90 days and, on the other hand, postings exceeding 90 days. If the posted workers has to move his/her habitual residence to the Member State to which (s)he is posted (after 90 days) (s)he should register with a PD S1 instead of using the EHIC to receive medical care in this Member State.

The entitlement to and use of sickness benefits by persons residing in a Member State other than the competent Member State

Table 1 Number of PDs S1 issued and received, *flow and stock*, 2015

	Issued				Received			
	<i>Flow:</i> <i>In 2015</i>		<i>Stock:</i> <i>Total and still valid</i>		<i>Flow:</i> <i>In 2015</i>		<i>Stock:</i> <i>Total and still valid</i>	
	Number	% of column total	Number	% of column total	Number	% of column total	Number	% of column total
BE	19,390	2.8%	184,961	13.3%	41,751	8.7%	228,858	16.3%
BG	2,322	0.3%	7,375	0.5%	1,481	0.3%	3,167	0.2%
CZ	12,557	1.8%	41,570	3.0%	28,232	5.9%	63,599	4.5%
DK	520	0.1%						
DE	96,105	14.0%	307,149	22.1%	91,960	19.2%	189,730	13.5%
EE	729	0.1%	1,504	0.1%	656	0.1%	1,806	0.1%
IE	2,624	0.4%	2,808	0.2%	171	0.0%	700	0.0%
EL	1,060	0.2%	3,658	0.3%	2,029	0.4%	41,537	3.0%
ES	4,588	0.7%	8,532	0.6%	17,237	3.6%	166,265	11.8%
FR	5,028	0.7%	5,559	0.4%	48,244	10.1%	266,970	19.0%
HR	881	0.1%	2,070	0.1%	4,809	1.0%	26,903	1.9%
IT	4,634	0.7%	6,167	0.4%	3,175	0.7%	7,677	0.5%
CY	255	0.0%	471	0.0%	1,428	0.3%	13,029	0.9%
LV	534	0.1%	1,109	0.1%	209	0.0%	1,138	0.1%
LT	433	0.1%	702	0.1%	659	0.1%	4,593	0.3%
LU	193,689	28.2%	197,042	14.1%	1,951	0.4%	5,296	0.4%
HU	3,416	0.5%	8,003	0.6%	26,488	5.5%	52,342	3.7%
MT	306	0.0%	322	0.0%	411	0.1%	3,829	0.3%
NL	168,187	24.4%	196,534	14.1%	10,434	2.2%	36,170	2.6%
AT	52,270	7.6%	132,849	9.5%	10,419	2.2%	37,622	2.7%
PL	4,791	0.7%	12,599	0.9%	66,783	14.0%	120,643	8.6%
PT	2,026	0.3%	4,098	0.3%	3,345	0.7%	49,710	3.5%
RO	6,667	1.0%	19,043	1.4%	7,172	1.5%	9,498	0.7%
SI	1,231	0.2%	9,256	0.7%	6,743	1.4%	15,163	1.1%
SK	10,203	1.5%	14,898	1.1%	85,256	17.8%	41,648	3.0%
FI	729	0.1%	4,992	0.4%	222	0.0%	1,006	0.1%
SE								
UK	32,137	4.7%	159,353	11.4%	1,175	0.2%	3,375	0.2%
IS	184	0.0%	270	0.0%	30	0.0%	74	0.0%
LI	860	0.1%	702	0.1%	43	0.0%		0.0%
NO	11,727	1.7%			134	0.0%	222	0.0%
CH	47,970	7.0%	59,096	4.2%	15,729	3.3%	11,808	0.8%
Total	688,053	100.0%	1,392,692	100.0%	478,376	100.0%	1,404,378	100.0%

* Imputed data for DE, CY, PT, IE (only issued stock), LV (only stock) and LI.

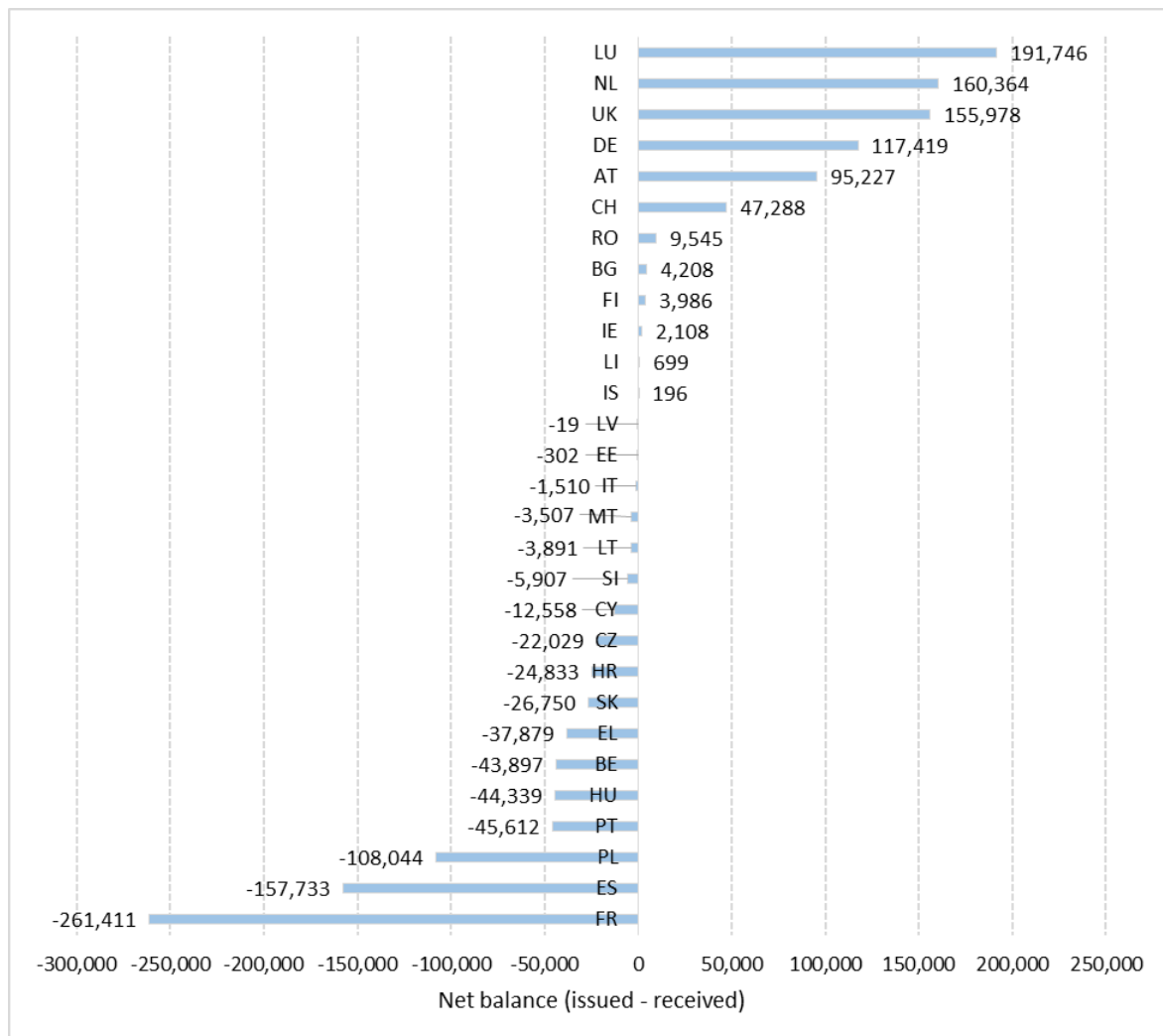
** DK: Data only relate to PDs S1 issued for pensioners and family members of the pensioners.

*** NL: Two significant insurers, with a market share of approximately 15%, have not provided data.

Source PD S1 Questionnaire

Figure 1 gives an overview of the net balance of PDs S1 per reporting Member State by showing the number of persons residing in a Member State on the basis of a PD S1 issued by the reporting Member State **minus** the number of persons residing in the reporting Member State on the basis of a PD S1 issued by another Member State. 11 Member States are net senders, in particular Luxembourg, the Netherlands, the United Kingdom, Germany, Austria and Switzerland. The other Member States are net recipients, in particular France, Spain and Poland.

Figure 1 *Net balance* between the total number of PDs S1 issued and received, stock (still in circulation), 2015



* Imputed data for DE, CY, PT, IE (only issued stock), LV (only stock) and LI.
Source PD S1 Questionnaire

2.1.2. As a share in the total number of insured persons

The above absolute figures could be compared to the total number of insured persons to know the percentage of persons residing in a Member State other than the competent Member State (*Table 2*). More than a fifth of the persons insured in Luxembourg reside in another Member State. All other Member States show a much lower percentage. Only for Belgium, Austria, the Netherlands and Liechtenstein, more than 1% of their insured persons reside in another Member State. On average 0.3% of the insured persons reside in a Member State other than the competent Member State. For Germany, which is the main issuing Member State in absolute terms, only 0.4% of their insured persons reside in another Member State. Furthermore, in none of the receiving Member States the number of persons with a valid PD S1 represent a high share in the total number of insured persons of these receiving Member States. Only in Belgium and Cyprus the number of persons with a valid PD S1 represent more than 2% of the total number of insured persons in these receiving Member States. In Spain, which is the main receiving Member State in absolute terms, the number of

The entitlement to and use of sickness benefits by persons residing in a Member State other than the competent Member State

persons with a valid PD S1 represent only 0.3% of the total number of persons insured by Spain.

Table 2 **Total number of PDs S1 *issued an received, as share of total number of insured persons, stock (still in circulation), 2015***

MS	Total number of insured persons (A)	Number of PDs S1 issued and still valid (B)	As share of total number of insured persons (B/A)	Number of PDs S1 received and still valid (C)	As share of total number of insured persons (C/A)
BE	11,177,731	184,961	1.7%	228,858	2.0%
BG	6,222,079	7,375	0.1%	3,167	0.1%
CZ	10,430,223	41,570	0.4%	63,599	0.6%
DK	5,600,000				
DE	70,728,389	307,149	0.4%	189,730	0.3%
EE	1,237,336	1,504	0.1%	1,806	0.1%
IE	n.a.	2,808	n.a.	700	n.a.
EL	9,000,000	3,658	0.0%	41,537	0.5%
ES	47,762,374	8,532	0.0%	166,265	0.3%
FR	58,800,000	5,559	0.0%	266,970	0.5%
HR	4,326,925	2,070	0.0%	26,903	0.6%
IT	60,216,084	6,167	0.0%	7,677	0.0%
CY	606,620	471	0.1%	13,029	2.1%
LV	2,264,954	1,109	0.0%	1,128	0.0%
LT	2,959,784	702	0.0%	4,593	0.2%
LU	875,066	197,042	22.5%	5,296	0.6%
HU	9,899,383	8,003	0.1%	52,342	0.5%
MT	219,691	322	0.1%	3,829	1.7%
NL	16,825,883	196,534	1.2%	36,170	0.2%
AT	8,750,759	132,849	1.5%	37,622	0.4%
PL	33,594,006	12,599	0.0%	120,643	0.4%
PT	n.a.	4,098	n.a.	49,710	n.a.
RO	17,191,563	19,043	0.1%	9,498	0.1%
SI	2,177,983	9,256	0.4%	15,163	0.7%
SK	5,163,561	14,898	0.3%	41,648	0.8%
FI	5,490,376	4,992	0.1%	1,006	0.0%
SE	7,841,769		0.0%		0.0%
UK	n.a.	159,353		3,375	
IS	324,007	270	0.1%	74	0.0%
LI	38,393	702	1.8%	3	0.0%
NO	n.a.		n.a.	222	
CH	8,140,000	59,096	0.7%	11,808	0.1%
Total			0.3%		

* Imputed data for DE, CY, PT, IE, LV and LI.
Source PD S1 Questionnaire and EHC Questionnaire

2.2. By status

Some 60% of the PDs S1 were issued to persons of working age residing in a Member State other than the competent Member State. Almost 30% of the PDs S1 were issued to pensioners (+ pension claimants) residing in a Member State other than the competent Member State. Finally, somewhat more than 10% of the PDs S1 were issued to family members of persons of working age or pensioners residing in a Member State other than the competent Member State. This distribution varies strongly among Member States. Most Member States issued the highest number of PDs S1 to persons of working age. Luxembourg and Austria issued 9 in 10 PDs S1 to persons of working age (Table 3). Both Member States employ a high number of cross-border workers. This is in contrast to the United Kingdom which issued 3 in 4 PDs S1 to pensioners. Among the receiving Member State, the Slovak Republic, the Czech Republic, Slovenia, France, Poland and Hungary received more than 8 in 10 PDs

The entitlement to and use of sickness benefits by persons residing in a Member State other than the competent Member State

S1 issued for persons of working age insured in another Member State (*Table 4*). This is in contrast to Spain, Cyprus, Malta and Greece, which received more than 8 in 10 PDs S1 for pensioners insured in another Member State. The absolute figures by status are discussed in the two next sections. The sum by status (1,3 million) is not equal to the total number of PDs S1 issued or received (1,4 million) as neither Czech Republic nor Portugal did provide data by status for both a sending and receiving perspective.

The relationship between the number of insured persons and their family members is an indication of how many family members fall under the social security system of the insured person. As 1 insured person with a PD S1 only stands for 0.15 family members with a PD S1, it could be assumed that for most family members another social security system will be applicable via a personal or derived right.

Table 3 Total number of PDs S1 *issued, by status, stock (still in circulation), 2015*

	Insured person of working age		Pensioner		Pension claimant		Family member of insured person		Family member of pensioner		Total Number
	Number	Row %	Number	Row %	Number	Row %	Number	Row %	Number	Row %	
BE	91,844	49.7%	44,107	23.8%	1,616	0.9%	31,507	17.0%	15,887	8.6%	184,961
BG	1,009	13.7%	5,373	72.9%	0	0.0%	942	12.8%	51	0.7%	7,375
CZ	22,439	93.7%	970	4.1%	4	0.0%	517	2.2%	17	0.1%	23,947
DK											
DE	158,847	60.3%	72,914	27.7%	521	0.2%	22,173	8.4%	8,873	3.4%	263,328
EE	581	38.6%	519	34.5%	0	0.0%	369	24.5%	35	2.3%	1,504
IE	906	33.8%	709	26.4%	0	0.0%	841	31.3%	227	8.5%	2,683
EL	464	12.7%	2,480	67.8%	1	0.0%	192	5.2%	521	14.2%	3,658
ES	5,601	65.6%	2,128	24.9%	0	0.0%	216	2.5%	587	6.9%	8,532
FR	4,690	84.4%	326	5.9%	2	0.0%	527	9.5%	14	0.3%	5,559
HR	488	23.6%	1,192	57.6%	0	0.0%	317	15.3%	73	3.5%	2,070
IT	3,062	49.7%	2,023	32.8%	0	0.0%	759	12.3%	323	5.2%	6,167
CY	95	29.4%	150	46.4%	0	0.0%	30	9.3%	48	14.9%	323
LV	569	52.0%	307	28.0%	0	0.0%	217	19.8%	2	0.2%	1,095
LT	105	15.0%	488	69.5%	1	0.1%	106	15.1%	2	0.3%	702
LU	180,623	91.7%	13,042	6.6%	0	0.0%	1,379	0.7%	1,998	1.0%	197,042
HU	6,847	85.6%	1,133	14.2%	0	0.0%	23	0.3%	0	0.0%	8,003
MT	252	78.3%	29	9.0%	0	0.0%	40	12.4%	1	0.3%	322
NL	105,512	53.7%	55,404	28.2%	0	0.0%	29,211	14.9%	6,407	3.3%	196,534
AT	115,531	87.0%	8,125	6.1%	1	0.0%	7,788	5.9%	1,404	1.1%	132,849
PL	5,672	45.0%	6,275	49.8%	2	0.0%	448	3.6%	202	1.6%	12,599
PT	1,476	36.2%	2,169	53.1%	4	0.1%	326	8.0%	107	2.6%	4,082
RO	4,355	22.9%	12,923	67.9%	1	0.0%	1,688	8.9%	76	0.4%	19,043
SI	1,416	15.3%	6,053	65.4%	0	0.0%	653	7.1%	1,134	12.3%	9,256
SK	11,487	77.1%	3,043	20.4%	1	0.0%	353	2.4%	14	0.1%	14,898
FI	1,588	31.8%	3,129	62.7%	0	0.0%	124	2.5%	151	3.0%	4,992
SE											
UK	8,309	5.2%	118,627	74.4%	6,232	3.9%	6,447	4.0%	19,738	12.4%	159,353
IS	62	23.0%	61	22.6%	0	0.0%	131	48.5%	16	5.9%	270
LI	360	83.3%	37	8.6%	0	0.0%	33	7.6%	2	0.5%	432
NO											
CH	42,991	72.7%	5,689	9.6%	0	0.0%	9,362	15.8%	1,054	1.8%	59,096
Total	777,181	58.4%	369,425	27.8%	8,386	0.6%	116,719	8.8%	58,964	4.4%	1,330,675

* *Insured person of working age*: includes as well persons above working age who are still employed, *Pensioner*: includes as well persons of working age who are retired.

** Imputed data for CZ, DE, CY, PT, IE, LV and LI.

Source PD S1 Questionnaire

Table 4 Total number of PDs S1 *received, by status, stock (still in circulation), 2015*

	Insured person of working age*		Pensioner*		Pension claimant		Family member of insured person		Family member of pensioner		Total Number
	Number	Row %	Number	Row %	Number	Row %	Number	Row %	Number	Row %	
BE	142,424	62.2%	41,343	18.1%	24	0.0%	40,477	17.7%	4,590	2.0%	228,858
BG	1,251	39.5%	1,457	46.0%	6	0.2%	241	7.6%	212	6.7%	3,167
CZ	22,439	93.7%	970	4.1%	4	0.0%	517	2.2%	17	0.1%	23,947
DK											
DE	122,720	65.0%	38,381	20.3%	214	0.1%	22,296	11.8%	5,166	2.7%	188,777
EE	1,173	65.0%	492	27.2%	1	0.1%	128	7.1%	12	0.7%	1,806
IE	88	12.6%	499	71.3%	0	0.0%	64	9.1%	49	7.0%	700
EL	602	1.4%	33,415	80.4%	0	0.0%	6	0.0%	6,337	15.3%	40,360
ES	8,778	5.3%	137,718	82.8%	269	0.2%	433	0.3%	19,067	11.5%	166,265
FR	230,836	86.5%	20,834	7.8%	519	0.2%	13,148	4.9%	1,633	0.6%	266,970
HR	1,538	5.7%	19,311	71.8%	41	0.2%	2,842	10.6%	3,171	11.8%	26,903
IT	1,196	15.6%	5,335	69.5%	5	0.1%	866	11.3%	275	3.6%	7,677
CY	123	0.9%	10,674	81.9%	286	2.2%	54	0.4%	1,887	14.5%	13,024
LV	1,055	93.5%	70	6.2%	1	0.1%	4	0.4%	6	0.5%	1,136
LT	3,942	85.8%	414	9.0%	0	0.0%	213	4.6%	24	0.5%	4,593
LU	2,181	41.2%	2,807	53.0%	0	0.0%	63	1.2%	245	4.6%	5,296
HU	42,068	80.4%	9,890	18.9%	0	0.0%	384	0.7%	0	0.0%	52,342
MT	38	1.0%	3,090	80.7%	0	0.0%	14	0.4%	687	17.9%	3,829
NL	24,354	67.3%	3,163	8.7%	0	0.0%	8,305	23.0%	348	1.0%	36,170
AT	21,482	57.1%	13,448	35.7%	71	0.2%	1,825	4.9%	796	2.1%	37,622
PL	99,359	82.4%	4,423	3.7%	13	0.0%	16,316	13.5%	532	0.4%	120,643
PT	1,576	13.1%	8,332	69.1%	170	1.4%	739	6.1%	1,239	10.3%	12,056
RO	7,048	74.2%	1,341	14.1%	2	0.0%	905	9.5%	202	2.1%	9,498
SI	11,004	72.6%	3,434	22.6%	0	0.0%	608	4.0%	117	0.8%	15,163
SK	40,629	97.6%	714	1.7%	1	0.0%	298	0.7%	6	0.0%	41,648
FI	358	35.6%	614	61.0%	0	0.0%	1	0.1%	33	3.3%	1,006
SE											
UK	666	19.7%	1,731	51.3%	588	17.4%	17	0.5%	373	11.1%	3,375
IS	22	29.7%	28	37.8%	0	0.0%	22	29.7%	2	2.7%	74
LI											
NO											
CH	6,256	53.0%	5,402	45.7%	8	0.1%	142	1.2%	0	0.0%	11,808
Total	795,206	60.0%	369,330	27.9%	2,223	0.2%	110,928	8.4%	47,026	3.5%	1,324,713

* *Insured person of working age*: includes as well persons above working age who are still employed, *Pensioner*: includes as well persons of working age who are retired.

** Imputed data for CZ, DE, CY, PT, LV and LI.

Source PD S1 Questionnaire

2.3. Insured persons of working age and their family members living in a Member State other than the competent Member State

Approximately 0.9 million persons of working age¹⁷ and their family members, of which 0.8 million persons of working age¹⁸ and 0.1 million family members, reside in a Member State other than the competent Member State, and are registered for healthcare in their Member State of residence by means of a PD S1 or the equivalent E forms (*Table 5*). The main issuing Member States are Luxembourg, Germany, the Netherlands, Belgium and Austria. For instance, Luxembourg issued more than 180,000 PDs S1 to persons of working age. More than 80% of the PDs S1 for persons

¹⁷ *Insured person of working age*: includes as well persons above working age who are still employed.

¹⁸ This number should be considered as a good proxy for the total number of cross-border workers. However, this figure is much lower than the figure extracted from the Labour Force Survey. In 2014, in the EU and EFTA there were about 1.6 million people who worked in a different EU or EFTA country from the one in which they resided. About 1.2 million worked in another EU country (Fries-Tersch, E. and Mabilia, V. (2015), *2015 Annual Report on Labour Mobility*, Network Statistics FMSSFE, 95 p.).

The entitlement to and use of sickness benefits by persons residing in a Member State other than the competent Member State

of working age and their family members were issued by these five issuing Member States. This is the result of the high number of incoming cross-border workers employed in those Member States. Most persons of working age and their family members with a valid PD S1 reside in France, Belgium, Germany and Poland. For instance, France received more than 230,000 PDs S1 for persons of working age. There is a strong concentration as 3 in 4 PDs S1 issued to persons of working age and their family members were received by those 4 Member States.

Table 5 **Total number of PDs S1 *issued and received, insured persons of working age and their family members*, stock (still in circulation), 2015**

	Issued				Received			
	<i>Insured person of working age</i>	<i>Family members</i>	<i>Total</i>	<i>column %</i>	<i>Insured person of working age</i>	<i>Family members</i>	<i>Total</i>	<i>column %</i>
BE	91,844	31,507	123,351	13.8%	142,424	40,477	182,901	20.2%
BG	1,009	942	1,951	0.2%	1,251	241	1,492	0.2%
CZ	22,439	517	22,956	2.6%	22,439	517	22,956	2.5%
DK								
DE	158,847	22,173	181,020	20.3%	122,720	22,296	145,016	16.0%
EE	581	369	950	0.1%	1,173	128	1,301	0.1%
IE	906	841	1,747	0.2%	88	64	152	0.0%
EL	464	192	656	0.1%	602	6	608	0.1%
ES	5,601	216	5,817	0.7%	8,778	433	9,211	1.0%
FR	4,690	527	5,217	0.6%	230,836	13,148	243,984	26.9%
HR	488	317	805	0.1%	1,538	2,842	4,380	0.5%
IT	3,062	759	3,821	0.4%	1,196	866	2,062	0.2%
CY	95	30	125	0.0%	123	54	177	0.0%
LV	569	217	786	0.1%	1,055	4	1,059	0.1%
LT	105	106	211	0.0%	3,942	213	4,155	0.5%
LU	180,623	1,379	182,002	20.4%	2,181	63	2,244	0.2%
HU	6,847	23	6,870	0.8%	42,068	384	42,452	4.7%
MT	252	40	292	0.0%	38	14	52	0.0%
NL	105,512	29,211	134,723	15.1%	24,354	8,305	32,659	3.6%
AT	115,531	7,788	123,319	13.8%	21,482	1,825	23,307	2.6%
PL	5,672	448	6,120	0.7%	99,359	16,316	115,675	12.8%
PT	1,476	326	1,802	0.2%	1,576	739	2,315	0.3%
RO	4,355	1,688	6,043	0.7%	7,048	905	7,953	0.9%
SI	1,416	653	2,069	0.2%	11,004	608	11,612	1.3%
SK	11,487	353	11,840	1.3%	40,629	298	40,927	4.5%
FI	1,588	124	1,712	0.2%	358	1	359	0.0%
SE								
UK	8,309	6,447	14,756	1.7%	666	17	683	0.1%
IS	62	131	193	0.0%	22	22	44	0.0%
LI	360	33	393	0.0%	0	0	0	0.0%
NO								
CH	42,991	9,362	52,353	5.9%	6,256	142	6,398	0.7%
Total	777,181	116,719	893,900	100.0%	795,206	110,928	906,134	100.0%

* Imputed data for CZ, DE, CY, PT, IE, LV and LI.

Source PD S1 Questionnaire

Some 80% of the persons of working age with a PD S1 reside in a neighbouring Member State of the issuing Member State (*Table 6*). Luxembourg, Belgium, the Czech Republic, Austria and Hungary issued almost all PDs S1 to persons of working age residing in a neighbouring Member State. A remarkable exception to this is the Netherlands, as most of its insured persons with a PD S1 reside in Poland.

Table 6 Main receiving and issuing Member State of reporting Member State, *insured persons of working age*, stock (still in circulation), 2015

MS A	Percentage of PDs S1 issued to neighbouring MSs	Main receiving MS of MS A (to ...)	Main issuing MS of MS A (from ...)
BE	95%	FR	NL
BG	7%	BE	AT
CZ	96%	SK	AT
DK			
DE	83%	FR	LU
EE	1%	FI	FI
IE	0%	BE	PL
EL	2%	DE	DE
ES	72%	FR	UK
FR	69%	DE	LU
HR	29%	SI	AT
IT	74%	SI	FR
CY	0%	PL	UK
LV	50%	LT	NL
LT	26%	PL	NO
LU	97%	FR	BE
HU	92%	SK	AT
MT	0%	NL	NL
NL	43%	PL	BE
AT	94%	SK	DE
PL	43%	DE	DE
PT	40%	ES	ES
RO	22%	DE	AT
SI	50%	IT	AT
SK	80%	HU	AT
FI			
SE			
UK	0%	ES	NL
IS	0%	BE	PL
LI	56%	AT	AT
NO			
CH	51%	FR	DE
Total	80%		

* Imputed data for CZ, DE, CY, PT, IE, LV and LI.
Source PD S1 Questionnaire

As already observed, the flow of PDs S1 issued to persons of working age is concentrated within a limited number of issuing and sending Member States. *Table 7* illustrates the main flows of persons of working age with a PD S1. More than 1 in 10 persons of working age with a valid PD S1 are insured in Luxembourg and reside in France. Also the other main flows of insured persons are among neighbouring countries. The only exception is the high number of persons of working age who reside in Poland and are insured in the Netherlands (41,623 PDs S1). Moreover, the annual flow of forms in 2015 was even much higher compared to the stock, as the Netherlands issued 112,264 PDs S1 to persons of working age who reside in Poland. This shows that in 2015 a higher number of Polish workers were insured in the Netherlands only for a very short period.

Table 7 Main flows between the competent Member State and the Member State of residence, *insured persons of working age*, stock (still in circulation), 2015

Issuing MS From ...	Receiving MS To ...	Number of PDs S1 reported by			
		Issuing MS	% total number issued	Receiving MS	% total number received
Luxembourg	France	86,868	11%	119,611	15%
Belgium	France	59,461	8%	24,460	3%
Germany	France	n.a.	n.a.	55,289	7%
Luxembourg	Belgium	44,165	6%	51,988	7%
The Netherlands	Belgium	22,646	3%	55,386	7%
Germany	Poland	n.a.	n.a.	43,945	6%
Luxembourg	Germany	44,687	6%	n.a.	n.a.
The Netherlands	Poland	41,623	5%	12,557	2%
Austria	Slovak Republic	36,813	5%	18,653	2%
The Netherlands	Germany	22,996	3%	n.a.	n.a.
Switzerland	France	21,617	3%	9,989	1%

* Imputed data for CZ, DE, CY, PT, IE, LV and LI.
Source PD S1 Questionnaire

2.4. Pensioners and their family members living in a Member State other than the competent Member State

Some 370,000 pensioners¹⁹ reside in a Member State other than the competent Member State, and are registered for healthcare in their Member State of residence by means of a PD S1 or the equivalent E forms. In addition, roughly 50,000 family members of this group of pensioners have a valid PD S1 (*Table 8*).

The main issuing Member State is the United Kingdom, which issued 1 in 3 of the total number of PDs S1 for pensioners and their family members residing abroad. Other main issuing Member States are Germany, the Netherlands and Belgium. Furthermore, 157,000 pensioners and their family members with a valid PD S1 reside in Spain. This stands for almost 38% of the total number of PDs S1 received for pensioners and their family members. Moreover, some 60,000 pensioners are insured in the United Kingdom and reside in Spain (*Table 10*). This single flow represents already 15% of the total number of PDs S1 issued to pensioners.

The profile of this group of pensioners with a PD S1 is diverse. Some are retired cross-border workers who never worked in their Member State of residence. Others are retired EU mobile workers who return to their Member State of origin without having worked there. Finally, a group of pensioners migrates to another Member State without having any past affiliation with this Member State (in terms of country of birth or country of citizenship). The size of these groups are not known. Some tentative conclusions could nonetheless be made.

Only 3 in 10 PDs S1 issued for pensioners apply to persons residing in a neighbouring Member State of the competent Member State. This is a first indication that the group of cross-border workers who never worked in their Member State of residence is probably relatively small. Certainly when 80% of the persons of working age with a PD S1 reside in a neighbouring Member State of the issuing Member State. The biggest

¹⁹ *Pensioner*: includes as well persons of working age who are retired.

The entitlement to and use of sickness benefits by persons residing in a Member State other than the competent Member State

group is probably the group of pensioners who decide to retire abroad, mostly in a Mediterranean Member State. For instance, if we look at the main receiving Member State of the reporting Member State for both the number of PDs S1 issued to persons of working age (*Table 6*) and those issued to pensioners (*Table 9*) France, Germany, and Italy issued most of the PDs S1 to pensioners who live in Spain, Greece or France while they issued most of the PDs S1 to persons of working age for persons who reside in a neighbouring Member State. The United Kingdom issued for both persons of working age and pensioners the highest number of PDs S1 to Spain. However, the number of insured persons (5,397) is much smaller than the number of pensioners (58,018), which could be an indication that most of these pensioners have no affiliation with Spain.

Table 8 **Total number of PDs S1 *issued and received, pensioners (+ pension claimant) and their family members, stock (still in circulation), 2015***

	Issued				Received			
	<i>Pensioner</i>	<i>Family members</i>	<i>Total</i>	<i>Column %</i>	<i>Pensioner</i>	<i>Family members</i>	<i>Total</i>	<i>Column %</i>
BE	45,723	15,887	61,610	14.1%	41,367	4,590	45,957	11.0%
BG	5,373	51	5,424	1.2%	1,463	212	1,675	0.4%
CZ	974	17	991	0.2%	974	17	991	0.2%
DK								
DE	73,435	8,873	82,308	18.8%	38,595	5,166	43,761	10.5%
EE	519	35	554	0.1%	493	12	505	0.1%
IE	709	227	936	0.2%	499	49	548	0.1%
EL	2,481	521	3,002	0.7%	33,415	6,337	39,752	9.5%
ES	2,128	587	2,715	0.6%	137,987	19,067	157,054	37.5%
FR	328	14	342	0.1%	21,353	1,633	22,986	5.5%
HR	1,192	73	1,265	0.3%	19,352	3,171	22,523	5.4%
IT	2,023	323	2,346	0.5%	5,340	275	5,615	1.3%
CY	150	48	198	0.0%	10,960	1,887	12,847	3.1%
LV	307	2	309	0.1%	71	6	77	0.0%
LT	489	2	491	0.1%	414	24	438	0.1%
LU	13,042	1,998	15,040	3.4%	2,807	245	3,052	0.7%
HU	1,133	0	1,133	0.3%	9,890	0	9,890	2.4%
MT	29	1	30	0.0%	3,090	687	3,777	0.9%
NL	55,404	6,407	61,811	14.2%	3,163	348	3,511	0.8%
AT	8,126	1,404	9,530	2.2%	13,519	796	14,315	3.4%
PL	6,277	202	6,479	1.5%	4,436	532	4,968	1.2%
PT	2,173	107	2,280	0.5%	8,502	1,239	9,741	2.3%
RO	12,924	76	13,000	3.0%	1,343	202	1,545	0.4%
SI	6,053	1,134	7,187	1.6%	3,434	117	3,551	0.8%
SK	3,044	14	3,058	0.7%	715	6	721	0.2%
FI	3,129	151	3,280	0.8%	614	33	647	0.2%
SE								
UK	124,859	19,738	144,597	33.1%	2,319	373	2,692	0.6%
IS	61	16	77	0.0%	28	2	30	0.0%
LI	37	2	39	0.0%	0	0	0	0.0%
NO								
CH	5,689	1,054	6,743	1.5%	5,410	0	5,410	1.3%
Total	377,811	58,964	436,775	100.0%	371,553	47,026	418,579	100.0%

* Imputed data for CZ, DE, CY, PT, IE, LV and LI.

Source PD S1 Questionnaire

The entitlement to and use of sickness benefits by persons residing in a Member State other than the competent Member State

Table 9 Main receiving and issuing Member State of reporting Member State, pensioners, stock (still in circulation), 2015

	Percentage of PDs S1 issued to neighbouring MSs	Main receiving MS of MS A (to ...)	Main issuing MS of MS A (from ...)
BE	59%	FR	NL
BG	3%	DE	UK
CZ	83%	SK	SK
DK			
DE	20%	EL	NL
EE	0%	FI	FI
IE	0%	ES	NL
EL	7%	DE	DE
ES	47%	FR	UK
FR	76%	ES	UK
HR	78%	SI	DE
IT	39%	ES	DE
CY	0%	EL	UK
LV	71%	LT	UK
LT	10%	DE	LV
LU	86%	FR	BE
HU	47%	DE	RO
MT	0%		UK
NL	46%	BE	DE
AT	64%	DE	DE
PL	69%	DE	DE
PT	47%	ES	UK
RO	26%	HU	IT
SI	99%	HR	SI
SK	92%	CZ	CZ
FI			
SE			
UK	0%	ES	NL
IS	0%	ES	UK
LI	27%	FR	AT
NO			
CH	33%	DE	FR
Total	29%		

* Imputed data for CZ, DE, CY, PT, IE, LV and LI.
Source PD S1 Questionnaire

Table 10 Main flows between the competent Member State and the Member State of residence, pensioners, stock (still in circulation), 2015

Issuing MS	Receiving MS	Number of PDs S1 reported by ...			
		Issuing MS	% total number issued	Receiving MS	% total number received
From...	To ...				
United Kingdom	Spain	58,018	15%	63,770	17%
United Kingdom	France	34,858	9%	8,129	2%
Germany	Greece	n.a.	n.a.	22,574	6%
France	Spain	105	0%	21,794	6%
Belgium	France	19,271	5%	3,316	1%
Germany	Spain	n.a.	n.a.	14,885	4%
Netherlands	Belgium	13,836	4%	11,786	3%

* Imputed data for CZ, DE, CY, PT, IE, LV and LI.
Source PD S1 Questionnaire

3. CROSS-BORDER HEALTHCARE SPENDING ON THE BASIS OF PD S1 OR THE EQUIVALENT E FORMS

A distinction is made between sickness benefits in kind and in cash.

3.1. *Sickness benefits in kind*

The reimbursement of cross-border healthcare is settled between Member States on the basis of actual expenditure (actual costs) (forms E125/ SED S080) or on the basis of fixed amounts (average costs) (forms E127 / SED S095). In principle, the general method of reimbursement is the refund on the basis of actual expenditure. Only by way of exemption, those Member States whose legal or administrative structures are such that the use of reimbursement on the basis of actual expenditure is not appropriate, can reimburse benefits in kind on the basis of fixed amounts in relation to certain categories of persons.²⁰ These categories are: family members who do not reside in the same Member State as an insured person and pensioners and members of their family. The Member States that apply fixed amount reimbursements with regard to these categories of persons ("lump-sum Member States") are those listed in Annex 3 of Regulation (EC) No 987/2009: Ireland, Spain, Cyprus, the Netherlands, Portugal, Finland, Sweden, the United Kingdom and Norway. For instance, figures show that a high number of pensioners insured by the United Kingdom reside in Spain. As a consequence Spain will claim a high fixed amount and the United Kingdom will refund a high fixed amount.

It should be noted that the year of treatment does not necessarily correspond to the year when the claim is made or when the reimbursement is settled among debtor and creditor countries. In the report, figures on the number of claims received and issued by E125/SED S080 or by E127/SED S095 in 2015 are reported regardless of the fact that some of these claims will be contested afterwards, and some claims refer to treatment provided in previous years. Furthermore, the total refund paid and received in 2015 is reported. Again, these amounts do not necessarily correspond to treatment provided in 2015.

3.1.1. Absolute figures

Cross-border healthcare spending reflects to a high extent the number of PDs S1 issued and received. France and Belgium, where most of the persons with a PD S1 reside, were reimbursed the highest amount of the reporting Member States (*Table 11*). France received € 603 million and Belgium € 387 million. Poland issued a high number of claims in 2015, which reflects the higher number of PDs S1 which it received. Nonetheless, a small amount was received by Poland in 2015. No reimbursement figures have been reported by Germany and Spain as creditor.

²⁰ Article 35 (2) of Regulation (EC) No 883/2004.

The entitlement to and use of sickness benefits by persons residing in a Member State other than the competent Member State

Table 11 Cross-border sickness benefits *in kind* for persons living in a Member State other than the competent Member State, creditor, 2015

	Actual expenditure		Fixed amounts		Total	
	Number of claims issued (E125)	Refunds received (in €)	Number of claims issued (E127)	Refunds received (in €)	Number of claims issued	Refunds received (in €)
BE	340,336	380,355,742		6,362,607	340,336	386,718,350
BG	1,661	563,128			1,661	563,128
CZ	115,947	19,130,627			115,947	19,130,627
DK	259	113,956			259	113,956
DE						
EE	3,618	363,589			3,618	363,589
IE			58	10,954	58	10,954
EL	19,200	34,296			19,200	34,296
ES	10,478		168,259		178,737	
FR	715,940	602,523,264	289	528,816	716,229	603,052,080
HR	123,577	14,925,412			123,577	14,925,412
IT						
CY						
LV						
LT	4,639	102,615			4,639	102,615
LU						
HU	133,817	10,672,365	2	1,411,926	133,819	12,084,291
MT	227	102,764			227	102,764
NL	80,796	20,874,962	4,182	21,776,670	84,978	42,651,632
AT	290,454	40,552,590			290,454	40,552,590
PL	490,074	10,982,674	2,988	1,356,584	493,062	12,339,258
PT						
RO	111	12,458	33	3,124	144	15,5, 1
SI	27,947	10,296,688	101	140,012	28,048	10,436,700
SK	267,285	29,083,498	6	132,044	267,291	29,215,542
FI	184	52,367	18	741,001	202	793,368
SE	198		2,625		2,823	
UK			1,734	13,072,668	1,734	13,072,668
IS						
LI						
NO	3	7,175	149	502,732	152	509,907
CH	95,874				95,874	
Total	2,722,625	1,140,750,171	180,444	46,039,138	2,903,069	1,186,789,309

Source PD S1 Questionnaire

No reimbursement figures are reported by Luxembourg and Germany, which are the main issuing Member States of a PD S1. Belgium refund € 280 million and the Netherlands € 241 million in 2015 (*Table 12*).

The amount of reimbursement is also influenced by the type of persons with a valid PD S1. Healthcare spending per person is higher for pensioners than for persons of working age. However, no distinction between both with regard to the amount of reimbursement is available. However, and indication for the budgetary impact on Member States with a high number of pensioners with a PD S1 is that the United Kingdom, which issued the highest number of PDs S1, paid a fixed amount of € 450 million in 2015.

The entitlement to and use of sickness benefits by persons residing in a Member State other than the competent Member State

Table 12 Cross-border sickness benefits *in kind* for persons living in a Member State other than the competent Member State, *debtor*, 2015

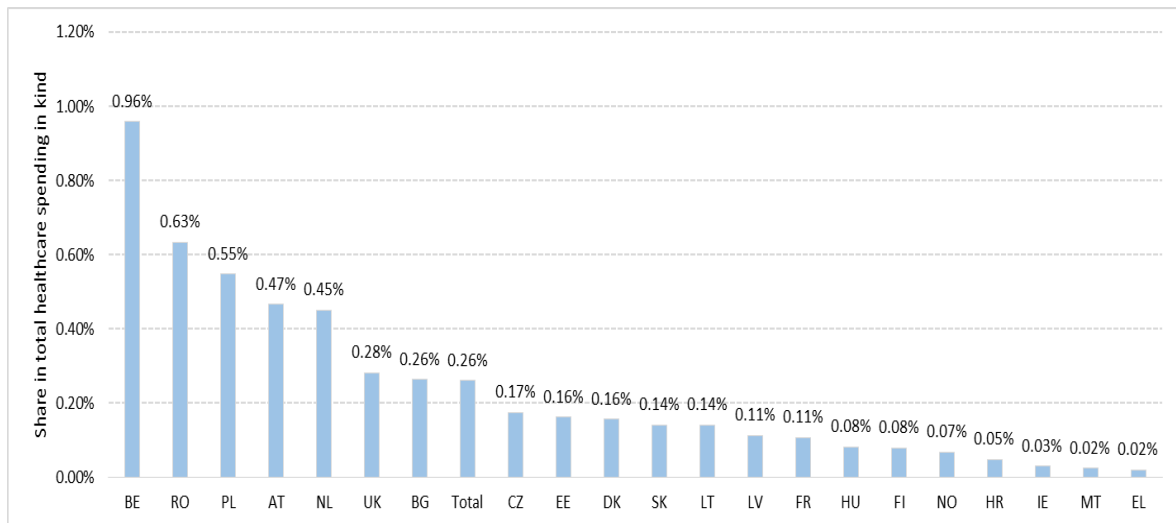
	Actual expenditure		Fixed amounts		Total	
	Number of claims received (E125)	Refunds paid (in €)	Number of claims received (E127)	Refunds paid (in €)	Number of claims	Refunds paid (in €)
BE	221,209	247,684,319	104,076	32,723,364	325,285	280,407,683
BG	14,371	3,745,239	836	612,856	15,207	4,358,095
CZ	93,873	14,734,960			93,873	14,734,960
DK	45,119	14,897,600	2,916	7,204,360	48,035	22,101,960
DE						
EE	2,037	1,056,511	37	79,212	2,074	1,135,723
IE	437	389	832	3,163,098	1,269	3,163,487
EL	1,566	218,457	3	1,862,360	1,569	2,080,817
ES	60,799	61,874	2	2,877	60,801	64,751
FR	114,889	101,650,099	27,972	83,744,246	142,861	185,394,345
HR	3,676	1,372,417	7	944	3,683	1,373,362
IT						
CY						
LV	5,073	556,115	41	105,115	5,114	661,229
LT	480	1,512,630	81	255,014	561	1,767,644
LU						
HU	20,950	3,379,392	5	286,374	20,955	3,665,766
MT	123	64,052	4	11,952	127	76,005
NL	214,772	198,328,233	17,561	43,410,946	232,333	241,739,179
AT	369,776	93,047,297	10,341	977,617	380,117	94,024,913
PL	50,371	70,109,766	740	1,056,706	51,111	71,166,472
PT						
RO	30,037	17,041,458	11,002	16,652,444	41,039	33,693,902
SI						
SK	10,401	5,076,122	211	138,605	10,612	5,214,727
FI	7,100	3,264,000	2,655	6,741,056	9,755	10,005,056
SE						
UK			95,547	449,986,990	95,547	449,986,990
IS						
LI						
NO			7,270	13,459,707	7,270	13,459,707
CH	115,258		1,184		116,442	
Total	1,382,317	777,800,928	283,323	662,475,844	1,570,093	990,289,782

Source PD S1 Questionnaire

3.1.2. As a share in total sickness benefits in kind

Average cross-border healthcare spending for persons residing in a Member State other than the competent Member State is limited to 0.3% of total healthcare spending in kind (*Figure 2*). None of the reporting Member States had to pay more than 1% of their healthcare spending in kind to persons living abroad. However, no figures are reported by Luxembourg. The impact of cross-border healthcare spending on total spending is also influenced by the average cost of healthcare provided in the competent Member State and the main Member States of residence.

Figure 2 Healthcare spending related to the reimbursed of sickness benefits *in kind* for persons living in a Member State other than the competent Member State compared to total healthcare spending in kind, 2015



Source PD S1 Questionnaire

3.2. Sickness benefits *in cash*

Only a limited number of Member States have reported figures on healthcare spending related to the export of sickness benefits in cash for persons living in a Member State other than the competent Member State (Table 13). Some of the Member States reported that they do not have sickness benefits in cash. However, this reply does not always correspond with the information available in both the declarations made by Member States in accordance with Article 9 of Regulation (EC) No 883/2004²¹ and the MISSOC-tables²². Most of the reporting Member States have provided data about sickness benefits in cash provided for a short period of incapacity to work (i.e. paid sick leave).

None of the Member States have reported long-term care benefits in cash although these benefits are also covered by PD S1. Again, the reply of some Member States does not correspond with the list of long-term care benefits in cash as referred to in Article 34 of Regulation (EC) No 883/2004.²³ As a result, the reported sickness benefits in cash apply to insured persons at working age rather than to pensioners.

Belgium paid an amount of € 20,7 million to persons who work in Belgium and reside in another Member State and who became sick for a short period in 2015. This amount stands for 1.3% of total payments for primary incapacity to work. Austria has exported € 24,5 million *Krankengeld* to persons residing in another Member State and € 8 million *Wochengeld*. Both stand for 3.9% and 1.9% of total spending, respectively.

²¹ EU-28: <http://ec.europa.eu/social/main.jsp?catId=868&intPageId=2285&langId=en>
EFTA: <http://ec.europa.eu/social/main.jsp?catId=868&intPageId=2296&langId=en>

²² 'Mutual Information System on Social Protection':
<http://www.missoc.org/MISSOC/INFORMATIONBASE/COMPARATIVETABLES/MISSOCDATABASE/comparativeTableSearch.jsp>

²³ <http://ec.europa.eu/social/main.jsp?catId=868> (see *List of long term care benefits (Regulation 883/2004 art. 34)*).

The entitlement to and use of sickness benefits by persons residing in a Member State other than the competent Member State

Table 13 Healthcare spending related to the export of sickness benefits *in cash* for persons living in a Member State other than the competent Member State, 2015

Name	Number of cases	Amount paid (in €) (A)	Total healthcare spending in cash (in million €) (B)	% of total healthcare spending in cash (A/B)
BE Benefit for primary incapacity for work (<i>Les indemnités d'Incapacité primaires</i>)		20,670,578	1,557	1.3%
LU Paid sick leave (<i>Indemnité pécuniaire de maladie</i>)	14,716	131,694,536		
FR X				
HU X	10,628			
X	51			
X	1,212			
AT Sickness benefit (<i>Krankengeld</i>)	14,086	24,473,375	626	3.9%
Confinement benefit (<i>Wochengeld</i>)	1,500	8,335,642	439	1.9%
<i>Rehabilitationsgeld</i>	41	443,559		
EL Attendance allowance	1	1,650		
MT	1	13		

* X = Name of the cash benefit has not been reported. This figure reported by LU (€ 132 million) should be verified as this figure is reported as a total spending on cash benefits in the Annual Report of the competent institution (CNS).

Source PD S1 Questionnaire and ESSPROS

The entitlement to and use of sickness benefits by persons residing in a Member State other than the competent Member State

ANNEX I PD S1 QUESTIONNAIRE

- 1) Number of PDs S1 (or the equivalent SED S072) **issued in 2015** by your authorities, breakdown by status of the person and by Member State of residence.

Member State of residence	Status					Total
	<i>Insured person</i>	<i>Pensioner</i>	<i>Pension claimant</i>	<i>Family member of insured person</i>	<i>Family member of pensioner</i>	
Belgium						
Bulgaria						
Czech Republic						
Denmark						
Germany						
Estonia						
Ireland						
Greece						
Spain						
France						
Croatia						
Italy						
Cyprus						
Latvia						
Lithuania						
Luxembourg						
Hungary						
Malta						
Netherlands						
Austria						
Poland						
Portugal						
Romania						
Slovenia						
Slovakia						
Finland						
Sweden						
United Kingdom						
Iceland						
Liechtenstein						
Norway						
Switzerland						
Total						

If you were still issuing any of the former E-forms that were replaced by the PD S1 (former E106, E109, E120 and E121), please replicate the above table and indicate the number of forms issued in 2015.

If you can provide a breakdown of categories of *insured persons* as set out in the above table receiving the S1 or corresponding former E forms (e.g. posted worker, frontier worker, etc.), please provide this data as well by splitting the column according to the categories you have available.

The entitlement to and use of sickness benefits by persons residing in a Member State other than the competent Member State

- 2) **Total** number of PDs S1 (or the equivalent SED S072) **issued** by your authorities and **still valid on 31 December 2015** (regardless of the year when they were issued), breakdown by status of the person and by Member State of residence.

Member State of residence	Status					Total
	<i>Insured person</i>	<i>Pensioner</i>	<i>Pension claimant</i>	<i>Family member of insured person</i>	<i>Family member of pensioner</i>	
Belgium						
Bulgaria						
Czech Republic						
Denmark						
Germany						
Estonia						
Ireland						
Greece						
Spain						
France						
Croatia						
Italy						
Cyprus						
Latvia						
Lithuania						
Luxembourg						
Hungary						
Malta						
Netherlands						
Austria						
Poland						
Portugal						
Romania						
Slovenia						
Slovakia						
Finland						
Sweden						
United Kingdom						
Iceland						
Liechtenstein						
Norway						
Switzerland						
Total						

If there were forms E106, E109, E120 and E121 issued by you and still valid on 31 December 2015, please replicate the above table and indicate the number of such forms.

If you can provide a breakdown of categories of *insured persons* as set out in the above table receiving the S1 or corresponding former E forms (e.g. posted worker, frontier worker, etc.), please provide this data as well by splitting the column according to the categories you have available.

The entitlement to and use of sickness benefits by persons residing in a Member State other than the competent Member State

- 3) Number of PDs S1 (or the equivalent SED S072) **received in 2015** by your authorities, breakdown by status of the person and by competent Member State.

Competent Member State	Status					Total
	<i>Insured person</i>	<i>Pensioner</i>	<i>Pension claimant</i>	<i>Family member of insured person</i>	<i>Family member of pensioner</i>	
Belgium						
Bulgaria						
Czech Republic						
Denmark						
Germany						
Estonia						
Ireland						
Greece						
Spain						
France						
Croatia						
Italy						
Cyprus						
Latvia						
Lithuania						
Luxembourg						
Hungary						
Malta						
Netherlands						
Austria						
Poland						
Portugal						
Romania						
Slovenia						
Slovakia						
Finland						
Sweden						
United Kingdom						
Iceland						
Liechtenstein						
Norway						
Switzerland						
Total						

If you received any of the former E forms that were replaced by the PD S1 (former E106, E109, E120 and E121), please replicate the above table and indicate the number of forms received.

If you can provide a breakdown of categories of *insured persons* as set out in the above table receiving the S1 or corresponding former E forms (e.g. posted worker, frontier worker, etc.), please provide this data as well by splitting the column according to the categories you have available.

The entitlement to and use of sickness benefits by persons residing in a Member State other than the competent Member State

- 4) **Total** number of PDs S1 (or the equivalent SED S072) **received** by your authorities and **still valid on 31 December 2015** (regardless of the year when they were issued), breakdown by status of the person and by competent Member State.

Competent Member State	Status					Total
	<i>Insured person</i>	<i>Pensioner</i>	<i>Pension claimant</i>	<i>Family member of insured person</i>	<i>Family member of pensioner</i>	
Belgium						
Bulgaria						
Czech Republic						
Denmark						
Germany						
Estonia						
Ireland						
Greece						
Spain						
France						
Croatia						
Italy						
Cyprus						
Latvia						
Lithuania						
Luxembourg						
Hungary						
Malta						
Netherlands						
Austria						
Poland						
Portugal						
Romania						
Slovenia						
Slovakia						
Finland						
Sweden						
United Kingdom						
Iceland						
Liechtenstein						
Norway						
Switzerland						
Total						

If you received any of the former E forms that were replaced by the PD S1 (former E106, E109, E120 and E121) which were still valid on 31 December 2015, please replicate the above table and indicate the number of forms received.

If you can provide a breakdown of categories of *insured persons* as set out in the above table receiving the S1 or corresponding former E forms (e.g. posted worker, frontier worker, etc.), please provide this data as well by splitting the column according to the categories you have available.

The entitlement to and use of sickness benefits by persons residing in a Member State other than the competent Member State

- 5 Reimbursement claims and amounts for persons registered in your country with a PD S1 (or former E106, E109, E120 and E121 forms – i.e. insured persons residing abroad) who received sickness benefits **in kind**. Number of **claims issued** and **refunds received** (Creditor) (in €), calendar year 2015 – *Reporting Member State = Creditor*

Competent Member State (Debtor)	Actual expenditure		Fixed amounts		Total	
	Number of claims issued (E125)	Refunds received (in €)	Number of claims issued (E127)	Refunds received (in €)	Number of claims	Refunds received (in €)
Belgium						
Bulgaria						
Czech Republic						
Denmark						
Germany						
Estonia						
Ireland						
Greece						
Spain						
France						
Croatia						
Italy						
Cyprus						
Latvia						
Lithuania						
Luxembourg						
Hungary						
Malta						
Netherlands						
Austria						
Poland						
Portugal						
Romania						
Slovenia						
Slovakia						
Finland						
Sweden						
United Kingdom						
Iceland						
Liechtenstein						
Norway						
Switzerland						
Total						

The entitlement to and use of sickness benefits by persons residing in a Member State other than the competent Member State

- 6 Reimbursement claims and amounts for persons to whom you issued a PD S1 (or former E106, E109, E120 and E121 forms – insured persons residing abroad), who received sickness benefits **in kind** in their current country of residence. Number of **claims received** and **refunds paid** (Debtor) (in €), calendar year 2015 – *Reporting Member State = Debtor*

Member State of residence (Creditor)	Actual expenditure		Fixed amounts		Total	
	Number of claims received (E125)	Refunds paid (in €)	Number of claims received (E127)	Refunds paid (in €)	Number of claims	Refunds paid (in €)
Belgium						
Bulgaria						
Czech Republic						
Denmark						
Germany						
Estonia						
Ireland						
Greece						
Spain						
France						
Croatia						
Italy						
Cyprus						
Latvia						
Lithuania						
Luxembourg						
Hungary						
Malta						
Netherlands						
Austria						
Poland						
Portugal						
Romania						
Slovenia						
Slovakia						
Finland						
Sweden						
United Kingdom						
Iceland						
Liechtenstein						
Norway						
Switzerland						
Total						

The entitlement to and use of sickness benefits by persons residing in a Member State other than the competent Member State

- 7 Concerning persons to whom you issued a PD S1 (or former E106, E109, E120 and E121 forms) and who received sickness benefits **in cash**, indicate the number of **cases** and **amount paid** (in €) by your authorities during the calendar year 2015, specifying the name of the benefit(s) which exist under your legislation in the field 'name of the cash benefit'.

Member State of residence	Name of the cash benefit:		Name of the cash benefit:		Name of the cash benefit:		Total	
	Number of cases	Amount paid (in €)	Number of cases	Amount paid (in €)	Number of cases	Amount paid (in €)	Number of cases	Amount paid (in €)
Belgium								
Bulgaria								
Czech Republic								
Denmark								
Germany								
Estonia								
Ireland								
Greece								
Spain								
France								
Croatia								
Italy								
Cyprus								
Latvia								
Lithuania								
Luxembourg								
Hungary								
Malta								
Netherlands								
Austria								
Poland								
Portugal								
Romania								
Slovenia								
Slovakia								
Finland								
Sweden								
United Kingdom								
Iceland								
Liechtenstein								
Norway								
Switzerland								
Total								

- 8 Do you have any **alternative procedures** or agreements in place which you use instead of the S1 procedure of registration of insured persons for healthcare cover in their country of residence if they are insured in a different Member State? If yes, please specify with **which Member State(s)** you have the agreements in place and provide an **overview** about them.

Please provide the **number of insured persons concerned** in line with **questions 1-4** above, by replicating the tables here below and filling in the data related to alternative procedures.

If you have agreements in place for **reimbursement** of the healthcare costs for such alternative procedures, please specify the number of claims and amounts concerned in line with **questions 5-7** above, by replicating the tables here below and filling in the data related to alternative procedures.

ANNEX II CROSS-TABLES

Table A2.1 Number of PDs S1 issued, breakdown by receiving Member State, stock, 2015

	Issuing Member State																											Total					
	BE	BG	CZ	DK	DE	EE	IE	EL	ES	FR	HR	IT	CY	LV	LT	LU	HU	MT	NL	AT	PL	PT	RO	SI	SK	FI	SE		UK	IS	LI	NO	CH
BE	0	746	667		24,035	307	568	174	529	436	167	309	20	394	15	47,245	113	28	49,104	122	789	855	1,266	249	468	337		1,021	60	0	0	280	130,304
BG	98	0	77		402	63	4	200	65	20	8	22	13	37	20	32	5	0	462	417	74	4	83	33	188	15		697	0	0	0	44	3,083
CZ	327	129	0		35,048	6	99	81	53	23	22	54	77	12	6	673	57	0	1,016	9,590	652	16	120	36	5,418	13		249	6	0	0	163	53,946
DK	77	19	20		0	6		6	11	30	3	5			4	32	11	3	85	8	50	0	62	6	9	0		38	8	0	0	17	510
DE	17,081	2,074	953		0	176	0	1,911	1,220	1,667	207	445	0	0	241	49,192	662	27	49,324	26,456	6,401	0	3,578	121	405	279		3,945	54	0	0	23,311	189,730
EE	9	1	11		101	0	2	0	1	0	0	8	0	40	33	7	1	0	131	1	24	0	9	0	8	944		27	1	0	0	2	1,361
IE	98	32	17		114	11	0	3	17	11	8	4	0	16	34	29	5	2	365	2	150	2	34	0	17	3		0	0	0	0	30	1,004
EL	2,527	254	15		26,946	6	15	0	37	0	2	34	252	8	1	31	2	2	1,296	262	64	6	182	2	15	21		2,456	0	0	0	327	34,763
ES	12,608	1,258	73		17,858	38	880	30	0	336	14	678	2	31	54	422	62	13	13,052	404	264	1,693	2,552	19	61	2,244		79,315	33	0	0	725	134,719
FR	102,886	539	168		58,830	49	255	192	4,567	0	32	606	5	16	32	93,138	48	18	9,373	219	660	690	1,031	37	83	305		45,333	5	0	0	30,687	349,804
HR	68	23	46		14,828	2	2	0	2	0	0	509	0	0	0	33	22	13	526	4,282	20	0	41	7,893	137	7		54	0	0	0	0	28,508
IT	9,186	518	115		1,590	14	8	88	270	1,169	179	190	0	2	14	748	37	9	1,647	526	475	15	2,953	257	76	99		2,889	6	0	0	874	23,954
CY	36	93	5		0	0	0	417	4	0	0	16	0	0	2	23	3	1	142	18	14	0	46	0	7	8		12,155	0	0	0	39	13,029
LV	15	1	2		0	9	0	0	0	0	0	0	0	13	10	4	1	1,007	6	21	0	0	0	2	1		38	0	0	0	8	1,138	
LT	5	7	19		479	58	29	5	11	1	0	1	0	465	0	16	5	10	936	3	94	4	4	16	14	13		42	0	0	0	6	2,243
LU	3,570	66	31		599	6	10	46	25	30	6	21	0	7	24	0	11	6	237	19	52	410	75	5	10	32		76	1	0	0	32	5,407
HU	484	59	121		11,300	12	38	12	39	452	83	34	7	7	8	132	0	0	2,932	30,149	140	1	4,323	126	4,227	40		429	0	0	0	707	55,862
MT	48	8	3		77	0	25	4	4	1	0	13	0	2	0	5	1	0	200	15	4	0	0	2	8		2,786	0	0	0	30	3,236	
NL	27,778	86	137		14,430	56	120	53	115	121	18	46	14	7	12	1,170	21	132	5,833	77	188	41	210	13	75	31		657	13	0	0	109	51,563
AT	478	799	270		26,620	23	26	104	126	34	106	314	22	29	7	131	470	8	792	0	489	46	1,468	193	1,777	69		709	11	0	0	397	35,518
PL	3,223	66	10,793		54,181	35	651	91	190	73	17	120	40	9	103	1,353	38	20	46,088	4,717	0	8	118	85	824	109		1,851	40	0	0	346	125,189
PT	1,602	19	5		8,766	1	26	1	816	260	8	26	0	0	0	1,608	0	1	3,280	30	24	0	198	8	6	290		3,662	0	0	0	216	20,853
RO	391	50	48		2,012	6	4	36	142	43	7	115	3	0	0	319	339	4	3,565	2,378	781	9	0	22	923	2		37	0	0	0	165	11,401
SI	53	8	27		1,707	0	0	2	6	4	1,121	2,352	7	1	1	7	23	3	96	12,616	27	0	25	0	27	1		75	0	0	0	134	18,323
SK	190	47	27,709		3,224	0	22	18	11	29	9	35	7	3	5	287	5,982	0	1,946	39,832	208	4	23	95	0	26		51	0	0	0	150	79,913
FI	35	33	13		172	532	3	24	6	9	4	13	1	12	4	8	12	1	47	5	33	6	35	0	12	0		63	0	0	0	43	1,126
SE	164	96	34		0	50	0	76	19	8	26	21	0	0	14	64	32	1	577	34	252	0	188	7	16	0		184	10	0	0	39	1,912
UK	997	245	63		433	11	0	37	104	499	16	35	0	6	51	162	24	17	1,543	81	516	59	244	17	39	1		0	0	0	0	203	5,403
IS	0	1	2		7	1	0	0	2	0	0	0	0	0	1	6	0	0	5	1	9	0	0	0	0	0		12	0	0	0	0	47
LI	0	0	0		0	0	0	0	0	0	0	0	0	0	0	0	0	0	2	112	0	0	0	0	0	0		0	0	0	0	0	114
NO	86	7	12		0	4	0	0	1	1	7	4	0	0	0	5	5	0	142	6	39	0	57	2	1	0		56	11	0	0	12	458
CH	841	91	114		3,390	22	21	47	139	302	0	137	1	5	3	154	8	2	783	461	85	229	118	14	51	94		446	11	0	0	0	7,569
Total	184,961	7,375	41,570		307,149	1,504	2,808	3,658	8,532	5,559	2,070	6,167	471	1,109	702	197,042	8,003	322	196,534	132,849	12,599	4,098	19,043	9,256	14,898	4,992		159,353	270	702	0	59,096	1,392,692

* Imputed data for DE, IE, CY, LV, LT and PT.

** NL: Two significant insurers, with a market share of approximately 15%, have not provided data.

Source PD S1 Questionnaire

The entitlement to and use of sickness benefits by persons residing in a Member State other than the competent Member State

Table A2.2 Number of PDs S1 received, breakdown by issuing Member State, stock, 2015

	Receiving Member State																												Total				
	BE	BG	CZ	DK	DE	EE	IE	EL	ES	FR	HR	IT	CY	LV	LT	LU	HU	MT	NL	AT	PL	PT	RO	SI	SK	FI	SE	UK		IS	LI	NO	CH
BE	0	208	225		17,081	7	28	2,224	9,688	37,593	289	919	36	15	15	1,668	306	43	16,240	244	1,865	343	779	28	44	9	0	173	1	0	0	445	90,516
BG	515	0	151		2,074	0	14	153	975	142	11	47	93	1	7	43	35	7	58	659	54	4	67	6	48	37	0	97	0	0	0	69	5,367
CZ	696	77	0		953	13	18	18	61	60	36	12	5	2	19	38	131	3	104	396	9,885	4	80	22	12,152	4	0	26	4	0	0	101	24,920
DK	886	34	135		0	35	5	205	2,621	204	65	38	0	0	142	171	206	20	164	126	4,857	0	154	3	58	9	0	120	7	0	0	130	10,395
DE	24,035	402	35,048		0	101	114	26,946	17,858	58,830	14,828	1,590	0	0	479	599	11,300	77	14,430	26,620	54,181	8,766	2,012	1,707	3,224	172	0	433	7	0	0	3,390	307,149
EE	336	24	7		176	0	8	3	29	50	1	0	0	9	54	6	8	0	61	21	40	0	4	0	0	324	0	5	1	0	0	21	1,188
IE	568	4	99		0	2	0	15	880	255	2	8	0	0	29	10	38	25	120	26	651	26	4	0	22	3	0	0	0	0	0	21	2,808
EL	852	108	107		1,911	11	0	0	87	104	9	33	417	0	1	85	16	3	61	184	90	0	16	13	9	5	0	7	0	0	0	106	4,235
ES	1,394	69	133		1,220	1	24	45	0	592	1	27	4	0	10	43	39	6	153	168	288	265	149	5	8	7	0	69	6	0	0	205	4,931
FR	26,042	68	278		1,667	5	36	757	24,594	0	294	2,478	0	0	20	1,342	575	51	370	526	867	31,106	76	90	77	10	0	148	1	0	0	1,855	93,333
HR	15	8	44		207	0	0	2	11	1	0	146	0	0	0	11	94	0	12	121	6	0	11	863	5	0	0	1	0	0	0	0	1,558
IT	5,569	176	499		445	19	18	626	4,571	1,662	698	319	16	0	17	215	251	121	358	1,330	832	271	541	2,400	313	87	0	44	0	0	0	2,961	24,359
CY	20	13	77		0	0	0	252	2	5	0	0	0	0	0	0	7	0	14	22	40	0	3	7	7	1	0	0	0	0	0	1	471
LV	394	37	12		0	40	16	8	31	16	0	2	0	0	465	7	7	2	7	29	9	0	0	1	3	12	0	6	0	0	0	5	1,109
LT	35	20	24		241	30	41	2	54	2,582	0	6	2	13	0	18	8	0	15	8	111	0	1	1	7	9	0	55	1	0	0	3	3,287
LU	69,749	14	1,015		49,192	3	1	19	275	124,223	23	87	23	10	4	0	67	1	1,376	152	1,510	2,166	91	2	236	0	0	13	2	0	0	137	250,391
HU	252	8	101		662	1	5	3	65	27	34	12	3	4	6	19	0	0	42	537	46	0	588	26	4,558	21	0	13	0	0	0	9	7,042
MT	20	0	1		27	0	0	5	3	14	0	0	1	1	3	4	0	0	111	3	7	0	0	0	0	0	0	6	0	0	0	0	206
NL	82,413	104	1,593		49,324	123	168	1,634	11,656	2,382	373	385	142	1,007	151	225	1,654	170	0	764	13,543	5,921	286	52	793	50	0	1,241	3	0	0	630	176,787
AT	505	429	12,876		26,456	1	2	239	343	76	3,184	92	18	6	5	16	27,867	16	68	0	4,673	34	2,540	9,623	18,748	8	0	47	0	0	0	444	108,316
PL	2,633	122	1,194		6,401	33	128	115	253	222	21	33	14	21	107	73	148	4	287	541	0	2	984	25	154	39	0	371	11	0	0	106	14,042
PT	855	4	16		0	0	2	6	1,693	690	0	15	0	0	4	410	1	0	41	46	8	0	9	0	4	6	0	59	0	0	0	229	4,098
RO	1,580	36	120		3,578	1	26	123	2,338	738	18	613	46	0	11	65	4,212	0	78	1,337	75	11	0	11	59	31	0	24	0	0	0	73	15,204
SI	463	19	50		121	0	0	0	13	5	6,791	102	0	0	11	17	150	0	22	264	89	1	13	0	74	0	0	4	0	0	0	17	8,226
SK	808	52	7,677		405	8	13	14	31	20	21	5	7	2	6	4	3,209	0	67	1,671	777	0	330	30	0	11	0	23	0	0	0	51	15,242
FI	1,248	17	27		279	970	3	57	2,232	57	4	6	8	1	34	30	33	3	32	71	101	96	3	1	16	0	0	1	0	0	0	90	5,420
SE	1,705	32	121		0	92	6	2,655	2,788	248	42	50	0	0	66	50	279	177	72	252	998	325	18	44	8	3	0	128	6	0	0	137	10,302
UK	2,217	788	798		3,945	43	0	4,746	78,630	24,930	83	597	12,155	38	90	86	529	3,079	1,040	782	3,943	116	45	73	143	94	0	0	17	0	0	488	139,495
IS	162	0	8		54	0	0	0	45	3	0	0	0	0	0	2	0	0	6	13	39	0	0	0	0	0	0	1	0	0	0	15	348
LI	9	0	270		0	0	0	3	19	15	1	1	0	0	0	0	14	0	96	211	20	0	0	0	42	1	0	0	0	0	0	0	702
NO	2,205	106	239		0	265	8	152	3,864	194	74	8	0	0	2,831	9	161	14	261	91	20,715	0	102	2	559	6	0	192	7	0	0	69	32,134
CH	677	188	654		23,311	2	16	510	555	11,030	0	46	39	8	6	30	997	7	404	407	323	253	592	128	277	47	0	68	0	0	0	0	40,575
Total	228,858	3,167	63,599		189,730	1,806	700	41,537	166,265	266,970	26,903	7,677	13,029	1,138	4,593	5,296	52,342	3,829	36,170	37,622	120,643	49,710	9,498	15,163	41,648	1,006	0	3,375	74	0	222	11,808	1,404,378

* Imputed data for DE, CY and LV.

** NL: Two significant insurers, with a market share of approximately 15%, have not provided data.

Source PD S1 Questionnaire

ANNEX III PORTABLE DOCUMENT S1

Coordination of Social Security Systems

S1



Registering for health care cover
EU Regulations 883/04 and 987/09 (*)

INFORMATION FOR THE HOLDER

This is your and your family members' certificate of entitlement to sickness, maternity, and equivalent paternity benefits in kind (i.e. health care, medical treatment etc.) in your State of residence. Family members are only covered if they fulfil the conditions laid down in the legislation of the State of residence. The certificate must be handed over as soon as possible to the health care institution in the place of residence (**). For a list of health care institutions, see <http://ec.europa.eu/social-security-directory/>

1. PERSONAL DETAILS OF THE HOLDER

1.1	Personal Identification Number in the competent Member State	
1.2	Surname	
1.3	Forename	
1.4	Surname at birth (**)	
1.5	Date of birth	
1.6	Address in the State of residence	
1.6.1	Street, N°	1.6.3 Post code
1.6.2	Town	1.6.4 Country code ▼
1.7	Status	
<input type="checkbox"/>	1.7.1 Insured person	<input type="checkbox"/> 1.7.2 Family member of insured person
<input type="checkbox"/>	1.7.3 Pensioner	<input type="checkbox"/> 1.7.4 Family member of pensioner
<input type="checkbox"/>	1.7.5 Pension claimant	

2. LONG-TERM CARE BENEFITS IN CASH


<input type="checkbox"/>	2.1 The holder receives long-term care benefits in cash
--------------------------	---

(*) Regulations (EC) No 883/2004, articles 17, 22, 24, 25, 26 and 34, and 987/2009 articles 24 and 28.

(**) For Spain, Sweden and Portugal, the certificate must be handed over to, respectively, the head provincial offices of social security National Institute (INSS), the social insurance institution and the social security institution of the place of residence.

(***) Information given to the institution by the holder when this is not known by the institution.

Coordination of Social Security Systems

S1 

Registering for health care cover

3. PERSONAL DETAILS OF THE INSURED PERSON
(to be filled if the holder has a right to health care because of another person's insurance)

3.1	Personal Identification Number in the competent Member State		
3.2	Surname		
3.3	Forenames		
3.4	Surname at birth (*)		
3.5	Date of birth		
3.6	Address of the insured person if different from that in 1.6		
3.6.1	Street, N°	3.6.3	Post code
3.6.2	Town	3.6.4	Country code <input type="text"/>

4. INSURANCE COVERAGE FROM/TO:

4.1	Starting date	4.2	Ending date
	<input type="text"/>		<input type="text"/>

5. INSTITUTION COMPLETING THE FORM

5.1	Name		
5.2	Street, N°		
5.3	Town		
5.4	Post code	5.5	Country code <input type="text"/>
5.6	Institution ID		
5.7	Office fax N°		
5.8	Office phone N°		
5.9	E-mail		
5.10	Date		
5.11	Signature		

STAMP

(*) Information given to the institution by the holder when this is not known by the institution.

HOW TO OBTAIN EU PUBLICATIONS

Free publications:

- one copy:
via EU Bookshop (<http://bookshop.europa.eu>);
- more than one copy or posters/maps:
from the European Union's representations (http://ec.europa.eu/represent_en.htm);
from the delegations in non-EU countries (http://eeas.europa.eu/delegations/index_en.htm);
by contacting the Europe Direct service (http://europa.eu/europedirect/index_en.htm)
or calling 00 800 6 7 8 9 10 11 (freephone number from anywhere in the EU) (*).

(*) The information given is free, as are most calls (though some operators, phone boxes or hotels may charge you).

Priced publications:

- via EU Bookshop (<http://bookshop.europa.eu>).

Priced subscriptions:

- via one of the sales agents of the Publications Office of the European Union (http://publications.europa.eu/others/agents/index_en.htm).

